



Spring Home & Garden

April 28, 2021 | A SPECIAL SUPPLEMENT TO THE

MARIES
COUNTY

Advocate

PAGES 1B - 24B

Exploring different backyard structures



Designing an ideal backyard space requires forethought and an eye for style. Knowing which features to include in a yard often boils down to what homeowners want to achieve in the space. Will it be a relaxing oasis or a central entertaining focal point?


People often look to various structures to add height and visual interest to outdoor spaces. Homeowners will likely come across structures like arbors, gazebos, pergolas, and even trellises as they wade through the variety of features they can incorporate into backyard plans. Each of these structures can add appeal, but they also can offer shelter from the sun and privacy when enjoying the yard. There are significant differences between each structure, so here's an in-depth look at what sets them apart.

• **Arbor:** An arbor is one of the more simple garden structures. It is usually a frame that is arched or square-cornered. Most homeowners use it as an entryway to a garden or even the front of the home. Those with green thumbs may cover the arbor with climbing and trailing plants. The Spruce says arbors

See **Structures**, Page 5B


GREEN SMALL ENGINE AND AG REPAIR

- ◆ Chainsaws
- ◆ Lawnmowers
- ◆ ATVs/UTVs
- ◆ Tractors
- ◆ Balers
- ◆ and MORE



Green Small Engine and Ag Repair
 2020 Vienna Rolla Road
 Vienna, Missouri | 573-466-7553

CALL US FOR BACKUP



COMMERCIAL ~ RESIDENTIAL

Complete Plumbing, New Construction Plumbing
 Complete Septic Installation, Backhoe Work, etc...
 Authorized Dealer - Complete Line of Supplies on hand

COMPLETE PLUMBING

We also install Water Softeners,
Water Heaters & all types of
Sewer Systems

NEW: SEWER CAMERA AVAILABLE!

ALSO OFFERING Dump Truck Services

WE PUMP SEPTIC TANKS

MID MO DRAIN CLEANING SERVICE

COMMERCIAL ~ RESIDENTIAL

JERRY DEAN WELLER
 BELLE, MO

Home: 573-859-6600
Mobile: 573-578-1087

EXPERIENCED • REASONABLE • RELIABLE
NOW PROVIDING ELECTRICAL SERVICES!

ADVERTISING INDEX

5-Star Buildings.....page 6B	Lane Building Productspage 22B
B&H Well Drilling.....page 3B	Legends Bankpage 21B
Becker Millwork & Hardwarepage 6B	Lost Hill Insulationpage 16B
Bill Krause Foundationspage 8B	Maciejewski Plumbing & Heatingpage 5B
Bouse Contracting LLC.....page 10B	Maries County Bank.....page 19B
Brandt Heating, Air Conditioning and Fireplacespage 7B	Mid America Bankpage 4B
Central Fencepage 16B	Mid Mo Drain Cleaning.....page 2B
Central Missouri Septic Service.....page 3B	Pioneer Home Center.....page 10B
Diamond R Equipment - Gravely Mowerspage 15B	Osage County Concrete.....page 19B
Dry Fork Steel & Supply, LLC.....page 15B	Quaker Windowspage 18B
Havener's Termite & Insect Controlpage 8B	Rehagen Heating & Coolingpage 12B
Heintz Custom Excavatingpage 8B	Rosebud Tractor - Toro Mowerspage 13B
Feeler Tree Servicepage 22B	Shelter Insurance - Willadeen Vandegriffpage 3B
Green Cabinet Shop.....page 9B	Three Rivers Electric.....page 5B
Green Small Engine & Ag Repair.....page 2B	Three Rivers Propane.....page 4B
K Brown Contractingpage 8B	Wansing Small Engines.....page 9B
	Williams Insulation.....page 21B
	Wieberg Red-E-Mix, Inc.page 24B

FREE COUPON

Celebrating 25 YEARS of Service

Central Missouri Septic Service, Inc.
 Septic Tank Pumping & Disposal
FARM — RESIDENTIAL — COMMERCIAL
 Portable Toilet Rental • Aerator Unit Replacement • Risers & Lids
 • Lagoons • Drain Cleaning • Effluent Filters • Grease Traps

Did you know Septic Tanks need to be pumped every 3 to 5 Years?

FREE SEPTIC TANK ADDITIVE
 at time of pumping with this ad
 (\$45 VALUE, WHILE SUPPLIES LAST)

1ST CLASS SERVICE

SERVING CENTRAL MISSOURI
Toll Free: 1-888-892-8587
 State Certified Local: 573-764-3407-573-764-2534



FREE COUPON

B&H

Thanks

to all the local farmers who have given so much support to our business over the past 30+ years!

- Complete Water Well Installation
- Repair On Existing Equipment
- Geo Thermal Wells & Looping
- Cobett Waterers and Water Lines Installed

We Hope We Can Help In The Future!

Serving all of Mid Missouri

FREE ESTIMATES ON NEW WELLS

573-455-9111

bhwelldrilling.com

Your House, Your Shelter



Your home is your biggest investment. You provide the house and we'll provide the Shelter. Let us help you design an insurance plan that's right for you. **Call us today!**

WILLADEEN VANDEGRIF
 AGENT
 207 Alvarado Ave, Belle, MO 65013
 (573) 859-3831



SHELTER INSURANCE
 AUTO • HOME • LIFE

We're your Shield. We're your Shelter.
 ShelterInsurance.com

How ergonomic tools can help gardeners



Designing an ideal backyard space reGardening is a rewarding activity that has been found to provide a host of benefits beyond ensuring readily available access to fresh fruits, vegetables and awe-inspiring blooms.

The Centers for Disease Control and Prevention says many gardening tasks qualify as light to moderate exercise, which means raking the leaves and cutting the grass can be just as beneficial as cardiovascular activities like brisk walking or jogging. In addition, a 2017 study published in the journal Preventive Medicine Reports found that gardening can help aging men and women offset age-related weight gain. And the health benefits of gardening go beyond the physical. In 2014, a systematic review of randomized controlled trials published in Complementary Therapies in Medicine concluded that horticultural therapy may be an effective treatment for people with dementia.

Gardeners have a host of tools at their disposal to help turn their lawns and gardens into awe-inspiring landscapes. Among those options are ergonomic tools. Ergonomic tools can benefit gardeners of all ages, but they may prove especially valuable for aging men and women.

See **Tools**, Page 5B



EMPOWERING YOU

with the financial tools to tackle projects big and small!

- Construction Loans • Consumer Loans
- Mortgage Loans • Lines of Credit

Talk to a Mid America Bank Lender today!

MID AMERICA BANK
Member FDIC
midambk.com



Three Rivers PROPANE

**Propane for Home,
Farm and Business**

1324 E. MAIN STREET • P.O. BOX 1104, LINN, MISSOURI 65051

(573) 897-0202

Tools • from page 4B

How ergonomic tools differ from traditional gardening tools

Ergonomic gardening tools are designed to ensure that using them has as little effect on the body as possible. Ergonomic tools align with how a person naturally moves his or her body, which can reduce the likelihood that gardeners will suffer any strains or sprains while gardening or experience any aches and pains after a day spent tending to their landscapes.

Choosing the right tools

The West Virginia University Center for Excellence in Disabilities notes that gardeners will know they have chosen the right ergonomic gardening tool for the job when they do not have to adapt the tool. Ergonomic tools should match gardeners' heights, fit their grip and feel comfortable when in use.

Specific benefits of ergonomic tools

Ergonomic gardening tools are designed in a way that can reduce stress on the body while performing various tasks. Gardeners know that aches and pains can add up after a day spent kneeling in the garden, raking soil and carrying supplies from a shed or garage around the property. But the WVUCED notes that ergonomic tools do more than just reduce gardeners' risk of injury.

- Ergonomic tools increase efficiency. Wasted motions are less likely when using ergonomic tools. That can improve efficiency in the garden, allowing gardeners to get more done in the same amount of time. And because ergonomic tools are designed to work with the body, gardeners likely won't need to take breaks due to aches and pains, which also makes it easier to be more efficient when working in the garden.

- Ergonomic tools increase gardeners' capabilities. The WVUCED notes that principles behind ergonomics keep gardeners using the tools in natural positions. That means gardeners won't lose power to bending and twisting, enabling them to do more in the garden than they might be able to do when using non-ergonomic tools.

Gardening is a rewarding and beneficial activity. The right ergonomic tools for the job can enhance those benefits and make gardening even more enjoyable.

Structures • from page 2B

date back to early Egyptian and Roman gardens and were used throughout Europe by the late 16th century.

- Pergola: The words arbor and pergola are often used interchangeably, but to suggest the two structures are the same would not be accurate. Pergola comes from the Italian word "pergula," which means "projection." Pergolas were once projected from exterior walls and supported on one side by pillars or columns. Today, arbors are usually freestanding units with two or four posts. Pergolas may be connected on one side to a home or another structure. Some are freestanding units supported by four posts. Pergolas tend to be larger and offer more privacy and shade than arbors.

- Gazebo: Gazebos are more defined garden buildings, states the contractor referral site Network. Gazebos are freestanding units that can be built in various shapes. Some are octagonal, others are square. Like a pergola, a gazebo is supported by columns and may have low railings or built-in benches. Gazebos also may have a more solid roof than arbors or pergolas, providing sun and other weather protection. The roof may have added architectural appeal, like a cupola.

- Trellis: A trellis is a simple, geometrically-shaped structure that provides a surface for climbing plants. A trellis also may support fruit-bearing trees. Trellis work may be used in conjunction with an arbor or pergola, or be installed on fencing.

Incorporating structures into backyard designs can provide functionality and appeal.

"In the spring, at the end of the day, you should smell like dirt."

— Margaret Atwood



What will you save when you clean?

My co-op said a clean air conditioner will use less energy. So I cleared yard debris away from it outside, and inside cleaned the filter and vacuumed the registers. Now I can relax and enjoy lower energy bills this summer.

Visit www.TakeControlAndSave.coop to find out how you can start saving energy and money too!



COMFORT
COMES HOME

Find the right fit for your family and budget with our full range of heating and cooling solutions

Call today to schedule a checkup for your AC unit before summer arrives.

**HIGH EFFICIENCY GAS FURNACES
ELECTRIC HEAT PUMPS & GEOTHERMAL**

Call us for available Ameren Rebates

MACIEJEWski
Plumbing & Heating INC.



Plumbing Heating Air Conditioning

P.O. BOX 559, 610 E. HWY. 28 OWENSVILLE, MO
(573) 437-3214

Popular renovation trends

Home renovation trends are ever-changing. Renovations that might have been de rigueur 20 years ago may seem dated now. Recognizing the potentially popular trends of tomorrow is a great way for homeowners to give their homes a fresh new look and put themselves in position to capitalize on popular trends when they put their homes on the market. That's especially so after 2020, a year when millions of people spent more time at home than ever before. All that time working from home and relaxing at home gave millions of homeowners ideas about what they like about their homes and what they hope to change. The following are some renovation trends that various experts suspect could emerge in 2021.

- **Eco-friendly living:** Climate change, and how to combat it, was a hot button issue during the 2020 presidential election in the United States. So it should come as no sur-

prise that urdesignmag.com, a web magazine that showcases creative trends in design, architecture, art, technology, and fashion, predicts that eco-friendly living solutions figure to be hot commodities in 2021. Eco-friendly appliances, furniture and designs can help to conserve energy and reduce waste, which environmentalists and government agencies like the Environmental Protection Agency note are two critical components in the fight against climate change.

- **Large windows:** Large windows can provide stunning views of the outdoors and allow ample natural light into a home. It may not be a coincidence if large windows prove to be a hot trend in 2021. The COVID-19 pandemic that dominated much of 2020 forced many people to spend considerably more time at home. Darker homes without much natural light can adversely affect mood, especially when people are spending more

time at home. HGTV predicts that homeowners will seek ways to bring more natural light into their homes in 2021, and large windows naturally brighten homes while making rooms appear bigger, helping people feel less cramped. That's an especially beneficial characteristic when spending more time indoors at home.

- **Minimalism:** The anticipated popularity of minimalism in 2021 may also be connected to the pandemic. As professionals were forced to work from home and many families spent more time together inside their homes than ever before, they may have recognized a need to cut back on clutter, including extra furniture. A minimalist approach is both simple and clean, which can make homes feel less claustrophobic.

- **Multi-functional spaces:** Homeowners asked a lot of their homes in 2020, as rooms were transformed into multi-functional



spaces seemingly overnight. HGTV notes that spending more time at home showed homeowners that it may not make sense to dedicate entire rooms of a home to a single purpose. Renovations that can help homeowners transform

rooms into multi-functional spaces figure to be hot commodities in the years ahead.

5-STAR BUILDINGS.COM



PICK UP A BROCHURE
at Maciejewski's parking lot
(corner of Hwy 28 & Krausetown Road in Owensville)

Choose from: Lakeside Cabins, Portable Garages, Storage Buildings, Garden Sheds, Steel Carports, Customized Buildings and more!





201 N. Franklin Ste. 5 • Cuba, MO 65453
573-885-1000
5StarBuildings.com

Your Vision. Our Expertise





Whether you are building, remodeling, or tackling a special project, we have experienced sales staff ready to provide trustworthy advice and recommendations. We offer a wide variety of quality products and deliver custom solutions for all your building needs.

305 W. Walker St., Freeburg, MO
573-744-5204
www.beckermillwork.com



Becker Millwork & Hardware



Environmentally friendly comfort and savings at home. GeoSmart Energy's variety of attractive and stylish residential systems provide the perfect fit for your family. With GeoSmart Energy system you'll not only conserve energy, but you'll experience enhanced comfort and safe, quiet operation with a system that's environmentally responsible.



\$75
Preventative Maintenance Checks

Ask us about our Maintenance Agreements!



Come by our office and look through our many designs of interior fireplaces for your home!

Dimplex

EMPIRE
COMFORT SYSTEMS

BRANDT

HEATING, AIR CONDITIONING & FIREPLACES

Sales * Service * Installation

573-301-1388

brandfhvac@outlook.com • www.brandfhvac.com

The basics of mulching

Mulch is available in various forms. Like other land and garden products, mulch can go a long way toward helping plants thrive.

Mulch comprises just about any material that is spread over the surface of soil. Its purpose is primarily to help soil retain moisture. In addition, mulch can staunch weed growth, keep soil cool, improve the aesthetics of garden beds, and even improve soil nutrient composition. When the right mulch is chosen, it can reduce the amount of time homeowners spend watering and weeding their gardens and insulate plants from dramatic changes in weather.

Gardeners may not realize that mulch also can prevent garden soil from becoming overly compacted, according to HGTV. This can mean beneficial earthworms can move easily through the soil, creating channels for water and depositing their nutrient-rich waste products.

Gardeners can choose organic or inorganic mulch. Organic mulches are derived from natural materials that will decompose over time, lending organic matter as well as various nutrients to the soil. Organic mulches also may contain beneficial microorganisms that can fight against plant diseases. Inorganic mulches may be made of stones, landscape fabrics and plastic. Both types will need to be amended or replaced as they degrade. Those who want the most environmentally-friendly mulching materials can choose all-natural mulches instead of synthetic alternatives.



To work effectively, mulch should be applied in a two-to

three-inch layer of material, state the experts at Old World Garden Farms. This is the ideal amount to retain soil moisture and suppress weed growth without choking plants. Also, mulch that is too thick may make it impossible for water to penetrate, or it may prevent the soil from airing out, causing continuously wet conditions that lead to root and stem rot.

The University of Connecticut Home & Garden Education Center says mulch should not be placed directly against plant crowns or tree bases, as this can promote the development of disease. It may also serve as a habitat for bark- and stem-eating rodents. The center also suggests watering newly installed bark or wood mulches to prevent fungi from colonizing in dry mulch and causing problems like a water-repellent surface on the mulch.

Home landscapers considering mulch types may find that compost, manure and grass clippings (from nonpesticide-treated lawns) can be inexpensive and versatile in garden beds. The home advice site The Spruce notes that newspaper may also be effective. Many newspapers have switched over to organic dyes, especially for their black and white sections. Newspapers are an inexpensive way to suppress weeds and act like organic mulch in beds. They can be covered with other organic mulch, like shredded bark, for more visual appeal.

Mulch can be a versatile asset when doing gardening projects around home landscapes. And the benefits are more than just aesthetic.



(573) 646-3684
or 646-3578


Bland, Mo. 65014

RESIDENTIAL OR
COMMERCIAL

Concrete
Footings &
Walls

Basement
Foundations
Retaining Walls
10 Foot Forms

Your One Call
Contractor



**K Brown
Contracting,
LLC**

Kevin Brown, Contractor
General Contracting of All Types

- Log Homes
- New Homes
- Remodeling

Fully Insured

Over 20 Years of Experience for
All of Your Building Needs

4 Foot Foundation Walls
Dump Truck and Skid
Steer

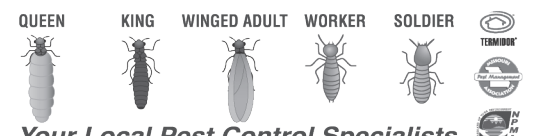
573.578.5655

Belle, MO 65013

HAVENER'S
TERMITE & INSECT CONTROL INC.

Serving The Area Since 1959

Residential • Commercial • Termite Pre-Treatments



Your Local Pest Control Specialists

Owensville
573-437-2031

Washington
636-239-2910

Sullivan
573-860-2970

www.havenerstermite.com

**HEINTZ Custom Excavating
& Tractor, LLC**

BLAND, MO



MARK:
573 646-3123
573 694-1276
KALEB:
573 694-6042

HAULING - DOZER - EXCAVATING - BACKHOE - HIGHLIFT - BOB CAT

- ✓ Hauling Topsoil ✓ Fill Dirt ✓ Creek Gravel ✓ Screened Gravel
- ✓ White Rock ✓ Residential 4 Commercial ✓ Farm ✓ Mulch
- ✓ Driveways ✓ Basements Dug ✓ and More.

Trackhoe and Rock/Concrete Breaker Work

Low-maintenance lawn alternatives

A traditional lawn may not be right for every property nor desired by every homeowner. Homeowners who find that a traditional lawn is not practical can explore some low-maintenance alternatives.

Wildflower meadow

Homeowners with wide swaths of property may discover meadows are cost- and time-efficient. Stores sell special wildflower meadow mixes of seeds or homeowners can use wildflower plug plants throughout areas where grasses are left to grow longer. This natural area can be a home to wildlife and an idyllic backdrop to a home. Most meadows only require a spring or summer and autumn cut to thrive and look good.

Ornamental grasses

Partition areas of the property for ornamental grasses to grow. The gardening resource Elemental Green says ornamental grasses tend to be drought-resistant and low-maintenance. They won't need much fertilizer and are often resistant to pests as well. Ornamental grasses grow in tufts or sprays and will not require mowing.

Moss

Moss can thrive in shady areas and ones where the soil tends to stay a bit damp. Moss

is velvety soft and green, so it can mimic the look of a traditional lawn but won't require mowing and other upkeep. Because it spreads quickly, moss can take over quite rapidly. You will need to protect areas where you do not want moss by creating barriers to stop spread.

Gravel

Stone and gravel areas can reduce maintenance in the landscape and require very little upkeep. When gravel is installed correctly, weeds may not grow readily. Gravel installation may include laying heavy-duty, semi-permeable landscape fabric, which is available in home improvement centers. Gravel is cheaper than pavers and can be just as beautiful.

Artificial turf

If the desired look is a lawn without all the upkeep, there are various artificial grass options on the market. Homeowners who opt for artificial turf can save money and space devoted to lawn mowers and other lawn tools.

Grass may be ideal for some, but there are alternatives for people who have troublesome landscapes or desire a low-maintenance product for their homes.



Creating Beautiful Kitchens for 35 Years!

Custom Cabinets

Let us create beautiful, custom-made cabinets for every room in your home. Choose your style, color and the perfect finishing touches. Our quality products and service are guaranteed.

Green Cabinet Shop

Hwy. 28, Belle, Missouri (573) 859-6459



SO MANY CHOICES



STIHL®



IT'S SO MUCH MOWER®

Not all brands at both locations. Stop by for details.

Sales • Parts • Service for all Brands • Call today for a Spring Tune-Up

WANSING SMALL ENGINES

2337 Hwy. 17, Iberia
573-793-2366

232 Hwy. 42 W., Vienna, MO
573-422-6001

ALL-GEAR DRIVE



BEST WARRANTY

Save on ALL Harvester Series Tractors this Spring!

SPRING SALE!

On Sale for a Limited Time Only!

Model

710



Model 710 features a Kohler CH270 engine, all-gear drive, and three forward and two reverse speeds. Available attachments include the Tiller, Sickle Bar Mower, Power Sweeper, Hiller/Furrower.

\$100 OFF Model 710

Model

739



Model #739: Powered by Honda's GX340 (11HP) engine, the range of compatible attachments for the 739 expands to include virtually all BCS attachments. It is available in recoil or electric start and 3 working speeds in both directions.

\$300 OFF Model 739

Built to the same commercial standards as four-wheel farm tractors, BCS tackles the jobs that don't suit four-wheel tractors: mowing slopes, maneuvering in small areas, intensive cultivation, sweeping walkways, and much more!

Sales • Parts • Service for all Brands • Call today for a Spring Tune-Up

WANSING SMALL ENGINES

2337 Hwy. 17, Iberia
573-793-2366

232 Hwy. 42 W., Vienna, MO
573-422-6001

How to help your flowers withstand heat waves

Heat waves are an inevitable part of summer in many places across the globe. While humans can escape indoors to air conditioned rooms when heat waves hit full swing, flowers planted around a property have no such luxury, putting their survival in jeopardy whenever the mercury rises to especially steamy heights.



Wilted flowers that have succumbed to the summer sun are a sight many gardening enthusiasts can recognize. But there are ways to keep flowers safe and vibrant during periods of extreme heat.

- Water at the appropriate times of day. The National Gardening Association notes that it's best to water in the early morning and evening because less water will be lost to evaporation during these times of day than during the afternoon, when temperatures tend to be at their hottest.

- Choose the right watering method. It's not just when but also how you water that can affect flowers during summer heat waves. Aboveground sprinklers might be great for lawns, but the NGA notes that such sprinklers can encourage the spread of disease on certain plants, including roses. Many gardening professionals recommend soaker hoses when watering flowers because they promote deep watering that can help the plants withstand the summer heat. If you must use an overhead watering system, set the timer so plants are watered in early in the morning or evening.

- Routinely check the soil moisture. Soil moisture can help gardeners determine if their flowers have enough water to withstand the heat. The NGA advises gardeners to dig a 12-inch deep wedge of soil from their gardens to determine its moisture levels. If the top six inches of the soil is dry, water. If that area is still wet or moist, the plants have enough moisture to withstand the heat. Check these moisture levels more frequently during heat waves than other times of year.

- Avoid overwatering. Novice gardeners may be tempted to water more frequently when they see wilted leaves on their flowers. But wilted leaves are not necessarily

indicative of suffering plants. Plants release moisture to protect themselves from excessive heat, and that release of moisture can cause leaves to wilt as the plants try to protect themselves by providing less surface area that can be exposed to the sun. So long as soil moisture levels are healthy, the flowers should be fine, even if their leaves have wilted.

No gardener wants to see their flowers succumb to the summer heat. Fortunately, there are many ways to help flowers survive heat waves.

BROUSE
 CONTRACTING, LLC
 COMMERCIAL • RESIDENTIAL
 FOUNDATIONS • FLATWORK
 Vichy, Mo.
573 259-2279
We do it from the dirt on up!

- Foundations
- Flatwork
- Sidewalks
- Driveways
- Decorative Stamp Work
- Curbs & Gutters
- Site Work

YOU NEED IT? WE'VE GOT IT!

Front Tine Tiller
 Lawn Edger
 Rear Tine Tiller
 Toro Dingo Trencher
 Kubota U35-4 Excavator
 Toro Dingo Stump Grinder
 Blue Bird Dethatcher
 Log Splitter
 Pole Saw
 Plug Auger
 Handheld and Backpack Leaf Blower
 Skid Steer

PIONEER HOME CENTER & RENTAL
 Hwy. 28 West, Owensville • 573-437-4104

MasterCard VISA DISCOVER NOVUS

Adding plants to water features

Water features can make for relaxing and eye-catching additions to outdoor spaces. According to the online gardening resource Garden Know-How, a water feature is any landscape enhancement that uses water and other material to bring tranquility and beauty to a space.

Thanks to their soothing sounds and aesthetic appeal, water features like ponds and fountains are often included in healing gardens. But they can be used in any and all landscapes.

Homeowners can explore various water features, such as waterfalls, koi ponds and even rain bells, which offer soothing chime sounds when it rains. One consideration when installing a water feature is whether or not to incorporate live plants. Certain plants are better suited for water features than others.

Surrounding plants

It is possible to create a miniature ecosystem in a yard by surrounding a water feature with certain plants. Gardening Know-How advises using canna lily or taro at the edge of a pond. These plants thrive with roots in mud and their tops in shallow water. Broadleaf arrowhead is another option, as it

can do well in a pond's shallow edges. It's a perennial so it will come back and requires little maintenance.

Floating plants

Many plants can live on the surface of the water and provide hiding spots for wildlife in a natural water feature setting. Lotus, also called water lily, is a popular and fragrant option. Water hyacinth produces vibrant lavender flowers that pop on stems that can reach three feet in height. This stunning species can be invasive, but it can be managed by planting within a hoop or submerged woven basket, indicates Happy DIY Home. Other free-floating plants to consider are duckweed, fairy moss and butterfly fern. Floating plants look beautiful and they can help filter water and control algae growth.

Submerged plants

Submerged plants are a necessity in water features that have fish. Submerged plants are grown in weighted pots placed on the bottom of the pond. They provide shelter for fish and help oxygenate the water. Hornwort, anacharis, water milfoil, and dwarf sagittaria are some examples of submerged plants.

Water features attract wildlife, including potentially pesky insects. Planting pitcher



plants in submerged pots can help reduce the presence of unwanted insects in a water feature.

Some water-loving plants are invasive, so it is always best to check with a local agricultural extension or the Department of Environmental Protection to see if certain

floating or submerged plants are restricted where you live. For those who want to contain plants, placing pots of cascading greenery and flowers near to fountains, pools and ponds is another way to add appeal without having to dig in the ground.

Shade trees that can make yards more comfortable



Various factors motivate the decisions homeowners make when designing their landscapes. Some may be motivated by the ways additions will affect the resale value of their homes, while others may be guided by a love for a particular type of plant. Comfort is yet another motivator, and shade trees can make yards more comfortable as the mercury rises. According to the Arbor Day Foundation, the following are some popular shade trees that can add beauty to a landscape and make it more comfortable come the dog days of summer.

- **Quaking aspen:** The quaking aspen has the widest natural range of any tree in North America, spanning 47 degrees of latitude, 110 degrees of longitude (nine time zones) and elevations from sea level to timberline. That impressive range is no doubt why the United States Forest Service notes that the quaking aspen can grow in greatly diverse regions, environments and communities.

- **Northern catalpa:** The Arbor Day Foundation notes that the northern catalpa is easily identifiable thanks to its heart-shaped leaves and twisting trunks and branches. Nature enthusiasts, and particularly those who enjoy birdwatching, may be happy to learn that the flowers of the catalpa are frequently visited by hummingbirds.

- **Red sunset maple:** Its name alone makes many people think of lazy summer days spent

lounging in the yard. The red sunset maple provides ample shade and comes with the added benefit of producing an awe-inspiring blend of red and orange leaves come the fall. Red sunset maples can survive in a range of habitats and their adaptable roots means they can thrive in various soil types.

- **Northern red oak:** The state tree of New Jersey, the northern red oak is, according to the Arbor Day Foundation, both beloved for its aesthetic appeal and valued for its adaptability and usefulness. Northern red oaks can tolerate urban conditions, but they do not do well in hot climates.

- **Sawtooth oak:** Another tree that produces some awe-inspiring color, the sawtooth oak is a durable, adaptable shade tree. Golden yellow leaves in the spring will give way to dark green in summer, only to turn yellow and golden brown in the fall. The Tree Center Plant Supply Co. notes that the sawtooth oak can thrive in warmer climates where shade trees that can coexist with high temperatures can be hard to find.

Shade trees can add beauty to a property and make a yard more comfortable. Homeowners are urged to discuss shade trees with a local lawn and garden professional prior to planting.

Defining hardscape and how to use it

Curb appeal is beneficial in various ways. Curb appeal can make a home more attractive to prospective buyers and give existing homeowners a place they want to come home to. In its study of the worth of outdoor remodeling projects, the National Association of Realtors found standard lawn care and overall landscape upgrades were most appealing to buyers, as well as the most likely to add value to a home.

Although plants, grass and other items can improve curb appeal, homeowners should not overlook hardscaping.

Hardscaping is an industry term that refers to the non-living features of a landscape. These features can include everything from decks to walkways to ornamental boulders. Introducing paths or paver walls to a property helps develop that home's hardscape. Hardscape and soft elements often work in concert to create inspiring landscape designs.

DIY landscape designers can heed certain tips to make the most of hardscape features on their properties.

Choose materials

As with many landscaping projects, homeowners must first determine what types of additions they would like on their properties. Common hardscape features include

patios, decks, walkways of pavers or bricks, and retaining walls. Hardscape elements can be functional or simply decorative features that add whimsy to the yard.

Choose a theme

The right style allows hardscaping and softscaping materials to work together. For example, homeowners may want to give their yards an eastern feel, complete with a koi pond and decorative bridge or trellis. A formal English garden, however, may include manicured paths with stepping stones and ornate topiaries. Mixing too many styles together can take away from the overall appeal.

The pros suggest looking at the overall plan of the design, even if all of the work can't be completed at once. This way the eventual finished project will be cohesive.

Think about the purpose

Hardscaping can look good but also serve key purposes. Pebbles or gravel can mitigate trouble areas that don't grow grass or plant life well. Retaining walls hold back soil in yards with sharply inclined hills. Mulch can set perimeters around trees and shrubs, as well as planting beds. Fencing, another form of hardscaping, is essential for establishing property boundaries and adding privacy.



HARDSCAPING REFERS to the elements in a landscape that aren't living, such as paths, walls and fences.

Consult a professional

While many hardscaping additions can be handled by novices, large-scale projects, such as patios and decking, can change the grading of the yard. Professionals can map out how to handle drainage issues and meet building codes. In addition, professional

installation can ensure hardscaping features last for years to come.

Hardscaping should blend with the nature around it and take its cues from the surrounding environment. This can help softscaping and hardscaping work as one.



Where Design Meets Quality!

The "BEST" Solution for your comfort concerns!



**Proudly Serving
Central Missouri
for over 30 years!**

**SALES • SERVICES
• INSTALLATION •**

573-455-2394

HVAC.REHAGEN@GMAIL.COM

WWW.REHAGENHVAC.COM

GARDEN SOLUTIONS APRIL

April tips for your garden

Vegetable gardening is making a comeback and a contributor to this fascination is the fact that more and more people are concerned with what they put on the family table. When you grow it yourself, you control what goes in the soil and on the plants, and you get to pick a much broader selection of vegetable varieties. They taste a whole lot better when they're home grown.

If you're thinking of growing a vegetable garden this year, you are not alone. Start small and expand as your interest and time permit.

No summertime garden is complete without tomatoes. Also, bush cucumbers will fit in small gardens, and so will the bush summer squash varieties. They can be planted in nontraditional garden areas like flowerbeds or as a small addition to the landscape. You can interplant lettuce plants with your impatiens and harvest them long before the impatiens covers the area. You'll get some salad greens and kill two birds with one stone. Taking care of the impatiens ensures the lettuce is never neglected. In short, a vegetable garden can find its way into every area of your home's landscape - whether it's confined to its own area, combined into the annual or perennial gardens that you already have, or planted in containers on your deck or patio - it will provide the ultimate in fresh vegetable taste, and the safest vegetables you can produce for your family table.



by **Sandi Hillermann McDonald**
Hillermann Nursery & Florist

Hang out your hummingbird feeders the first of this month. Use a solution of 1-part sugar to 4 parts water for the nectar. Change the solution frequently to keep it from fermenting. Food coloring is NOT needed or recommended. And keep your bird feeders full as nature's harvest from last fall is long gone for the birds. Birds are beginning to reproduce now, and food is very important. Mother Nature must regrow and reproduce before they can feed the birds. It is up to us!! So please do your part.

Asparagus and rhubarb harvest can begin!! Keep your hoe sharp. Start cucumber, squash, and cantaloupe and watermelon seeds indoors this month. The last week of April is a good time to try an early sowing of warm season crops in the garden such as green beans, sweet corn, etc. You can begin to plant transplants of tomatoes, eggplants, peppers, and sweet potatoes outdoors now. This can continue through the month of May. This is truly the year of the garden. So, reap your own harvest and enjoy the scrumptious flavors of your own produce. Remember, that Natural Gardening will keep your family safe, so check out what organic options are available to you! There are many.

Enjoy!
See you in the garden...

"A garden is a grand teacher. It teaches patience and careful watchfulness; it teaches industry and thrift; above all it teaches entire trust."

— Gertrude Jekyll

BIGGEST SALE OF THE YEAR

SPRING SALES EVENT

TimeCutter® MX5000
model 75750 • MSRP \$3,299

\$3,099

- 23 hp Kohler engine
- 50" fabricated deck
- 18" handcrafted seat



TimeCutter® MX5400
model 75754 • MSRP \$4,099

\$3,899

- 24.5 hp Toro engine
- MY RIDE suspension system
- 54" fabricated deck
- 18" handcrafted seat

Both mowers come with a 3-Year, Unlimited Hour Residential Warranty



COUNT ON IT.

www.toro.com

Before you buy a mower ask yourself, who will service it?

We Stand Behind Every Mower We sell with Parts & Service You Can Trust

Rosebud Tractor & Equipment Company
241 Hwy. 50
Rosebud, MO 63091
573-764-3393



RTE of Linn
1325 Main Street
Linn, MO 65051
573-897-2249

*In stock mowers only for this special sale. Spring sales event valid through 4/30/21

www.RosebudTractor.com

Call 573-437-2323 to subscribe to the Maries County Advocate



A BACKYARD retreat can be even more enjoyable when homeowners find ways to keep mosquitoes at bay.

Techniques to keep mosquitoes out of your backyard

The value of a retreat-like backyard was never more apparent than in 2020. Over the last year-plus, much of the world has been forced to stay home as a global pandemic has claimed millions of lives while countless others have had to fight to survive in hospitals. It's no surprise people have looked for a respite from the harsh realities of living during a deadly pandemic, and many turned their attention to their own backyards to provide such an escape.

The online home remodeling platform

See **Mosquitoes**, Page 15B

Techniques to revitalize a lawn after a long winter

Pristine, snow-covered landscapes can be wonders to behold. While that blanket of white is idyllic, a lawn's delicate blades may be paying a hefty price beneath the cold, heavy piles of snow.

Snow plows push salt and sand up on the grass while subterranean animals like mice and moles dig burrows beneath piles of snow as they try to find food and stay warm. Such conditions are not favorable for thriving landscapes. When the spring thaw arrives, lawns may be in dire need of some TLC. The following techniques can mitigate winter-related lawn damage.

- **Clear out debris.** Remove any scattered leaves, branches and other debris that has been strewn across the property due to storms or snow-laden trees. This will give you a clean canvas to work on.

- **Dry out snow mold.** The Family Handyman says snow mold is a cold-season fungus that causes gray-colored circles or patches on the lawn where there has been snow. To alleviate snow mold, rake the lawn to loosen matted grass and facilitate the drying-out process.

- **De-thatch the lawn.** Heavy snow can compress the grass and cause some of it to die off. De-thatching helps to remove dead grass blades and separate any matting. This enables water, nutrients and air

to reach the lawn's roots more effectively. Thinning out old organic matter also helps encourage new growth.

- **Aerate the soil.** Coupled with dethatching, aeration involves loosening the soil or poking holes to allow nutrients to move freely to the roots.

- **Kill weeds before they spread.** Weeds may be the first to start growing when the weather begins to warm. Address them promptly by manually pulling them or applying an herbicide.

- **Overseed the lawn.** Chances are there are some bare spots that have formed over the winter. Overseeding can help to fill in the lawn. Make sure that frosts are largely a thing of the past and soil temperature is around 50 F to 60 F before seeding. Water daily until grass fills in.

- **Apply nutrients.** Fertilizer and compost can restore nutrients to the lawn that may have been used up over winter. A soil test at a nearby horticultural center can tell you which nutrients are needed, according to the Chemistry Cachet, a guide to using chemistry secrets for healthy living, beauty, cleaning, and gardening.

Lawns can be restored to their pre-winter glory after some sweat equity and about five to six weeks of consistent sunshine and warm weather.



Mosquitoes • from page 14B

Houzz reported a 58 percent annual increase in project leads for home professionals in June 2020. Contractors who specialize in outdoor spaces saw the biggest increase in demand. A revamped outdoor space can provide the perfect retreat for homeowners who want to get away from it all. But one winged, unwelcome guest can quickly transform an oasis into an uninviting space.

Mosquitoes make their presence felt in many areas each summer. These pesky, often hungry insects can carry disease, and their bites can be painful and itchy. Homeowners can try these three techniques to keep mosquitoes out of their backyards.

1. Remove standing water.

Standing water is a breeding ground for mosquitoes, who don't even need a lot of water to successfully breed. A daily walk around the property may uncover kids' toys, empty flower pots or other small receptacles that can collect water. Even clogged gutters can lead to the accumulation of a small amount of water, and that can be enough for mosquitoes to breed. Remove these potential breeding grounds when you find them, and do so each day, as mosquitoes mature from

eggs to nymphs in roughly four days.

2. Mow regularly.

Mowing the lawn so the grass never gets too high is another way to make a backyard less hospitable to mosquitoes. The pest experts at Terminix® note that mosquitoes seek tall grass to protect them from the elements, including wind and hot summer sun. Mowing enough so grass never gets too high in summer can make backyards less inviting to mosquitoes.

3. Plant with mosquitoes in mind.

The home remodeling experts at HGTV note that plants can be part of homeowners' strategy to repel mosquitoes. Various plants have mosquito-repellant qualities. For example, bee balm releases a fragrance as it grows, and mosquitoes don't like that fragrance. Homeowners can speak with a local lawn and garden professional for recommendations about plants that can thrive in their region and repel mosquitoes at the same time.

Mosquitoes can make it hard to enjoy a backyard oasis. But various strategies can help homeowners keep these unwanted guests out of their backyards.

DRY FORK STEEL & SUPPLY, LLC

1360 Hwy. CC • Bland, MO 65014

BUSINESS HOURS: Mon.-Fri. 8 to 5; Sat. 8 to Noon

All your steel needs for residential, agricultural and commercial

FOR HOME

- Porch &
- Deck Railing
- Hand Rails
- Ornamental Entry Gates
- Fencing
- Custom Deer Stands



GENERAL AUTO REPAIR

- Cars
- Trucks
- Trailers
- ATV – Side-by-Side

www.dryforksteel.com

email: info@dryforksteel.com

573-417-0511



MOW WITH CONFIDENCE

ZT HD 60

The mower known for making neighbors jealous.

For homeowners who don't just want to mow their lawn but prefer to manicure it. After all, this is a residential mower often mistaken for a commercial unit. It has the power, durability, and high performance that lawn aficionados demand – causing them to ask whether or not their lawn is worthy of such a machine.

Only \$5,599



4YR
FOUR YEAR OR 500 HOUR
WARRANTY

ZT XL 60

Mow with authority.

Put the heavy duty ZT XL to the test on your toughest acreage. Built for big jobs, the ZT XL has been redesigned with vibration isolators and a high-back seat to combine professional cut quality and comfort. Out-manuever any obstacle with more deck sizes to meet your demands.

Only \$4,599



4YR
FOUR YEAR OR 500 HOUR
WARRANTY

ZT X 52

Battle backyard challenges like a pro.

All the cutting power you need at home with the Gravelly ZT X. Redesigned for comfort and style, the ZT X combines zero-turn efficiency with legendary Gravelly performance. Mow with professional-level precision and control.

Only \$3,399



3YR
THREE YEAR OR 300 HOUR
WARRANTY

DIAMOND R EQUIPMENT

SALES • SERVICE • RENTALS

573.455.2617

4012 Highway 63 • Freeburg

www.DiamondEquipment.com

Suggestions when shopping for fencing

Fences can improve functionality of a yard and provide extra security and privacy. Some fences are decorative while others are functional. Families with children and/or companion animals also may find fencing is a necessity to keep everyone safe and corralled.

With a vast array of fencing materials available, homeowners may find it challenging to decide which material is right for their properties. The following breakdown can help homeowners learn more about fencing and potentially point them in the right direction regarding which material to choose for their properties.

Budget

Budget is one of the first considerations many homeowners have when installing fencing. Pricing will affect whether one can afford a chain link fence (one of the most budget-friendly options), wrought iron or ornate wood (more expensive). Pricing out several different types of fences will give homeowners an idea of which material fits into their budgets.

Purpose

Homeowners install fencing for various reasons. If a fence is an ornamental way to delineate property lines, a picket fence or a

post-and-rail fence are simple options that can lend a homey feel to a property. These types of fences also can enhance and frame landscaping elements, such as gardens.

In many areas, laws require homeowners to install fencing around swimming pools. In such instances, chain link fencing that does not obstruct views of the pool might be the best choice. If security or privacy is the main desire, tall fences that make it difficult for neighbors to see into the yard may make an ideal choice.

Restrictions

It is important to understand local regulations before installing fencing. Communities governed by homeowners' associations may have rules in place that dictate the type of fences that can be installed. Townships and other municipalities may have their own rules concerning fence type, property borders, fence height, and other factors that will have to be adhered to so that fencing will meet code. If such rules are not following fines may be imposed and the fence may have to be removed. Homeowners also may need permits to install fencing, whether they are hiring a contractor or doing the work themselves.

Maintenance



Consumer resource Angie's List advises homeowners to consider maintenance before choosing a fencing material. Wooden fencing requires the most maintenance due to painting and staining. Aluminum or vinyl fencing requires less maintenance, but it can be harder to repair isolated damage or replace

pickets, if necessary. In some instances, the entire fence may have to be replaced.

Homeowners install fencing for many different reasons. Considering price, budget, purpose, and maintenance before making a decision regarding fencing can help homeowners make the best decision possible.

LOST HILL INSULATION
Cellulose Contractor

Blown Cellulose Insulation or Fiberglass Batting

FREE ESTIMATES
VERY ENERGY EFFICIENT • FIRE RETARDANT
NEW HOMES OR RETRO FIT
ANY STRUCTURE

573-646-3147 or 888-568-9747 (Toll Free)
Ryan: 573-308-7410 Nick: 573-308-6874

VIENNA, MO 573-291-0540

PRIVACY FENCE: choose from Cedar or Vinyl
CHAINLINK FENCE: Black or Aluminum

- Split Rail Fence • Custom Gates • Steel Fence
- Aluminum Fence • And More

Call today for a free estimate.



Get ready: Early spring landscaping tips

During the cold months of winter, many people stare longingly out of the window dreaming of spring and time spent outdoors. For those with green thumbs, images of tending to the garden and other aspects of their landscapes no doubt dominate such daydreams.

Draw inspiration from those budding crocuses and daffodils pushing through the last remnants of snow and employ these tips to prepare for the upcoming gardening season.

See **Landscaping tips** Page 19B

Revitalize. Refresh. Restore.

Bring your home back to life with beautiful and energy-efficient replacement windows & doors by Quaker.

Find the authorized Quaker dealer nearest you at QUAKERWINDOWS.COM.



QUAKER
RESIDENTIAL



Landscaping tips • from page 18B

• One of the first steps is to apply a preemergent weed killer to get a head start knocking out weeds that can plague the lawn during the growing season. Killing weeds at the roots early on can mean far fewer hassles in spring and summer, and may prevent new generations of weeds from cropping up each year.

• While it may be tempting to take a prematurely warm day as a sign that spring is in full force and purchase a bunch of annuals, it's better to know the last of the possible frost dates (check "The Farmer's Almanac"); otherwise, you may waste time and money planting flowers or vegetables only to have them zapped by another frosty day.

• Amend the soil so that it is the right consistency — just crumbling when lifting it. Soil that is too muddy after spring thaw can harden, making it difficult for plants to flourish later on. Speak with representatives at a local lawn and garden center about which types of amendments you can add to the soil in your particular area to enrich it.

• Lawn and garden experts at The Home Depot suggest filling in bare patches of lawn now by mixing a few shovelfuls of soil with grass seed. Then apply this patch to the bare areas, water, and continue to care for the area until the spot fills in.

• Spend a day in the garage or shed tending to the lawn mower and other gardening equipment. Clean all tools and ensure that everything works, repairing parts as needed.

• Give outdoor entertaining spaces a good scrubbing, clearing away dirt and grime that may have accumulated over the winter. Use a leaf blower to blow away any leftover leaves.

• Check if the front porch, railings or decking need painting and/or staining. Tackle these projects when the weather is cooler so everything will be ready for those peak spring days.

• Think about any annuals you might want to plant in the landscape this year that will complement any existing shrubbery or perennials. Come up with a theme so that the entire yard is cohesive.

Before homeowners know it, winter is gone and it is time to once again enjoy long days spent outdoors. Get a jump start on spring lawn prep as soon as you can.

"My mom said the only reason men are alive is for lawn care and vehicle maintenance."

— Tim Allen

Complete Home Financing Solutions all together under one roof

Buying, improving or refinancing,
we have the terms and rates to put your plans to action.

The Maries County Bank

Pride in our past... Investing in your future.

www.mariescountybank.com

Toll Free: 844.836.9401





Vienna | Belle | Argyle
Owensville | St. James
Vichy | St. Robert
Richland | Iberia | Dixon



*Create a beautiful appearance
and functional outside with
long-lasting concrete!*

A LASTING IMPRESSION

If you're interested in
installing or replacing a
PATIO, SIDEWALK OR DRIVEWAY
see us - your concrete specialists!



Osage County Concrete

428 Hwy. 50 W • Linn • 573-897-2149

How to read a nursery plant tag

Shopping for new plants for a home can be an exciting undertaking. Nurseries and garden centers are often home to dozens of types of plant species that come in various colors, leaf variations and sizes. Such variety can make choosing plants more fun while also making the process of buying plants a bit complicated, especially for novices. Thankfully, plant tags can help consumers make informed decisions.

Understanding how to read plant tags is key to making good choices. Such labels contain a lot of information, but once a person knows how to decode that data, he or she is well on the way to choosing the right plants.

Common name

The common name of the plant tends to be the most noticeable word or words on the tag. This is the name the plant is referred to outside of scientific circles. Most plants have one or more common names in addition to their botanical name.

Scientific (botanical) name

Scientific names are also known as the Latin names of the plant. Such names will be written in italics on the tag and are usually one or two words. The scientific name includes the genus (group) and the species of the plant.

Cultivar

A plant tag may further describe the type of plant by including the cultivar. A cultivar is the variation on the species. It may describe a size or color variation. The cultivar is listed in single quotations by the scientific name.

Sun requirements

The tag should list how much sun expo-

sure the plant requires to thrive. It may be anywhere from full sun to full shade.

Height and spread

The label frequently includes the maximum growing height and width the plant should reach when mature. This gives gardeners an understanding of just how much room the plant will take up in the garden and how to space plants in a landscape.

Water needs

How much water the plant requires may be featured on the tag as well. This helps gardeners know if they need soil to be damp or relatively dry.

Hardiness or zone


Tags that list zones will describe the coldest zone in which the plant can exist. Otherwise, it will give a range. Many annuals will not list a hardiness zone because they are not expected to last beyond one season.

Perennial or annual

The tag should designate the plant as an annual or perennial. Annuals are not expected to last through the winter and will need to be replanted the following year. Perennials can over-winter and will regenerate year after year.

Tags also may list information such as special care needs, drought tolerance, uses for the plant, and when the plant blooms. Some plant labels will inform gardeners if the plants were produced organically or without GMO practices. Trademark information also may be included.

Plant tags provide important information for selecting and growing plants. When noted, tags help gardeners make the right selections and keep plants as healthy as possible.



Did you know?

Leaves that fall from trees can be a marvel to behold. But leaves can stain exterior surfaces when they eventually settle on vehicles, concrete driveways, patios, and other surfaces, become wet and/or are not cleaned away in a timely fashion. Leaf stains are caused by tannins in the leaves. The pigments can be absorbed by porous materials like concrete and leave stains behind. While these stains may wash away over time, homeowners may prefer a faster way to get rid of unsightly stains. To remove moderate leaf stains, mix oxygen bleach with hot water and apply to stains using a scrub brush. Dark stains may require a tougher cleanser, such as one that contains trisodium phosphate. Some homeowners find success using a pressure washer to clean away leaf stains, while others rely on commercial leaf-stain removers.



**We're
all ears!**

QUESTIONS?
COMMENTS?
STORY IDEAS?

Let us know how we're
doing. Your opinion is
something we always
want to hear.

MARIES
COUNTY

Advocate

Vienna • 573-422-6323

Belle • 573-859-3323

Reduce risk of disease in your garden

No garden is immune to disease. Even the most attentive, experienced gardeners have had to confront disease in their gardens, which can lead to significant damage and potentially kill plants.

Various bacterial, fungal and viral diseases can affect gardens, and the University of Maryland Extension notes that fungicides, which are chemicals that destroy fungus, are only rarely recommended to combat disease. In fact, a proactive approach rooted in prevention is often the most effective way to reduce risk for disease in gardens.

- Choose the right varieties of plant. The UME notes that choosing disease-resistant varieties is an effective way to prevent disease in gardens. Gardeners who have confronted disease in their gardens in the past should do their best to identify which diseases were present and then choose plants that are considered resistant to those diseases. A local garden center professional can help gardeners.

- Plant in the right spots. The choice of where to plant is significant. Avoid wet areas with insufficient drainage. The home renovation experts at HGTV note that wet soil can decrease plants' chances for survival because of excess water and a lack of oxygen. If the only spots available for

planting tend to be especially wet, consider planting in raised beds or having a French drain installed. Learn how much light plants need prior to planting them. Some can thrive in shady areas, while others require ample sunlight each day.

- Plant at the right time. Planting too early when the soil is not yet warm enough can make plants vulnerable to disease by weakening their ability to fight. Use a soil thermometer to determine soil temperature and only plant when the conditions for planting are ideal.

- Harvest on time. When planting vegetables, it's imperative that the vegetables are harvested on time. The University of Georgia Extension notes that fully mature vegetables left on the plant attract disease and are vulnerable to insect infestations.

- Control insect infestations. Certain insects can spread disease, so it's important that gardeners learn to recognize which insects pose a threat to their plants. Speak with a local gardening center about invasive insects and how to address infestations without harming the plant.

As the planting season approaches, gardeners can take various steps to make their plants and vegetables less vulnerable to disease.

Home Financing Solutions...



To meet your every need.

Whether you're thinking of buying, improving or refinancing, we have the terms and rates to put your plans into action.

Now is the perfect time to act.

Call any of our lenders or apply online today!

Your local family owned bank



LEGENDS

BANK

www.legendsbk.com

204 S. Alvarado • Belle • 573-859-3311
1950 Hwy. 63 • Westphalia • 573-455-2358

Find us on:



MEMBER
FDIC



Stop Throwing Money Out the Window.

Insulate Today More for a Comfortable & Energy-Efficient Home All Year!

- Blown-in Fiberglass
- Fiberglass Batts
- Attics • Sidewalls
- Crawl Spaces
- New & Old Construction

FULLY INSURED • FREE ESTIMATES



30+ Years In Business

WILLIAMS INSULATION

411 Piazza Rd. • St. James, Mo.

(573) 265-8940

• Linn • Belle • East Linn • Loose Creek • Rolla
• Jefferson City • Owensville • Taos • Union • Westphalia



How tree services can protect your property

Cold weather can take its toll on a property, especially in regions of the world where winters are harsh. Most parts of the landscape are vulnerable to damage from winter storms, but trees may be especially susceptible. By the end of winter, many homeowners wonder if their trees would benefit from some professional TLC.

Tree services provide a host of services. While fall is a popular time to remove trees from a property, doing so in spring is not unheard of, especially if trees were affected by winter storms and now pose a threat to a home and the people who live inside it.

Homeowners considering tree services can explore the following ways that some professional arbor attention can protect them

See **Tree service** Page 23B

WE GO OUT ON A LIMB FOR YOU!

- TREE TRIMMING & REMOVAL
- STUMP GRINDING
- FREE ESTIMATES

Fully Insured For Your Protection

FEELER TREE SERVICE
 (573) 864-2759
 or (573) 859-3798

33449 Hwy. 28 E. • Belle
 Jim Robertson

DISCOVER THE STRENGTH AND DURABILITY OF

HD Atlas Panel
 MANUFACTURED BY LANE BUILDING PRODUCTS

We take pride in offering top quality products at competitive pricing with fast and efficient service.

OFFERING:

- Sheet Metal Roofing and Siding-cut to lengths
- Custom Made Trim
- Screws, Track and Trolley Doors, Windows and Insulation

Not all metal is created equal.

LANE BUILDING PRODUCTS INC.
 (573) 437-4147

Hwy. 28 West
 Owensville, MO

Tree service • from page 22B

and their homes.

- Tree services can help protect a home's foundation. Old trees that stretch well into the sky can be captivating, but they also can pose a threat to a home's foundation. Such trees may have especially large root zones that may extend beneath walkways and even a home. In the latter instance, foundations may crack as roots try to stake their claim to the ground beneath a home. According to the home improvement resource HomeAdvisor, homeowners pay an average of just over \$4,000 to repair foundation issues, though major problems can cost considerably more than that. A professional tree service can remove aging trees that might be beautiful and awe-inspiring but still pose a threat to a home and the areas surrounding it.

- Tree services can improve visibility. Trees that have aged a bit since their last trimming might affect the view of a property from inside a home. Overgrown branches can compromise residents' ability to see and experience the natural beauty just outside their windows. The average homeowner may be able to trim short trees on his or her own, but if views from the second floor of a home or higher have been compromised, it's much safer to call a professional tree service. Such services have the right tools and experienced personnel necessary to safely trim high branches on tall trees.

- Tree services can help prevent future damage. Even if trees made it through a recent winter unscathed, that's no guarantee next winter or even the coming seasons of spring, summer and fall won't ultimately prove their undoing. Travelers Insurance notes that weather-related roof damage, including damage resulting from falling limbs and branches weighed down by snow during the winter months, accounted for more than half of all Travelers property loss claims between 2009 and 2016. According to BNC Insurance and Risk Advisors, homeowners may be liable if a tree they knew posed a threat falls onto a passerby or a neighbor's property and causes damage or injury. Having all trees properly trimmed each year, but especially those that can fall on your home and your neighbors' homes, may prevent future damage and legal issues.

Tree services can ensure trees maintain their awe-inspiring beauty and help homeowners protect their homes and their belongings.

Lawn watering and fertilizing techniques

A lush, green lawn is a sight to behold. Many variables are involved in growing and maintaining grass, and water and fertilizer are among the most important components.

Knowing how much water and fertilizer to apply and when to apply it can make a big difference in the appearance and health of a lawn. That's because a well-fed and watered lawn will develop a better root system, which makes the lawn less vulnerable to stressors like drought, mowing, foot traffic, and heat, according to the Scotts® company.

Fertilize

There is no magic formula governing when to fertilize a lawn. The type of grass and how well-established a lawn is must be considered. Experts suggest having the soil tested to determine its pH levels and if any nutrients are lacking. A fertilizing schedule can then be developed after testing.

Keep in mind that overfeeding a lawn will not make it grow any better and actually can damage the turf. Several small applications of fertilizer during the lawn's most active growing period may be helpful, advises the home improvement resource Tools Around the House. An annual application (late spring for warm-season grass or fall for cool-season grass) may be all that's needed.

Certain fertilizers need to be applied and watered in. Others may



be combined with weed-control products and must be set on top of damp grass. Read packaging to determine the right application.

Water

The right watering schedule and techniques can help a lawn thrive. Scotts® says adjusting for climate and nature can help grass to grow strongly. A lawn that has a grayish cast or appears dull green is telling an owner that it needs water. Another test is to step on the lawn. If footprints disappear quickly, the grass blades have enough moisture to spring back.

Water the lawn in the morning before 10 a.m. when it's cooler and the winds tend to be calm so that the water can soak in. For those who must water at night, do so in early evening so that the water can dry before nightfall and will not contribute to disease.

Scotts® says to water an established lawn until the top six to eight inches of soil is

wet. Most lawns need one to 1.5 inches of water per week from rain or a hose to soak the soil that deeply.

Newly established lawns may require more water to keep the soil moist but not soggy.

Visit a lawn care center for more information on watering the type of lawn for your area or visit www.scotts.com for additional tips.

Experiment with growing edibles indoors

Foodies find it hard to beat vine-ripened tomatoes plucked right out of a garden. Other edibles, such as fresh lettuce for a small luncheon salad or a handful of fresh parsley right out of a pot to add to a marinade, also add a lot to meals.

The convenience and flavor of freshly grown edibles propels many home gardeners to grow produce and herb gardens in their yards. But those short on outdoor space may be happy to learn that many edibles grow equally as well indoors as outdoors.

Many people maintain comfortable temperatures between 70 and 75 F in their homes all year long, which can be the ideal condition for growing an array of edibles no matter the season. For those with homes that receive ample sunlight (or if homeowners are willing to supplement with artificial light), growing conditions can be even stronger. An indoor garden can comprise as much space as a homeowner is willing to devote. Shelving

can maximize vertical areas and enable gardeners to include even more planting room.

Keep these tips in mind when cultivating indoor edible gardens.

- Tomatoes: Tomatoes should be reserved for the sunniest spot in a home or one where additional UV light can be used. Tomatoes will need pots or containers that are roughly six inches deep with ample drainage. Keep in mind that tomatoes grown indoors will be smaller than outside fruits, and you may want to consider plum or cherry tomato varieties.

- Cucumbers: For those fresh salad mixes, cucumbers can be grown indoors in large pots so they can have space to develop. Be sure to put a climbing structure in the pot so that vines can grow vertically, and place cucumbers in a sunny, warm location.

- Carrots: Natural Living Ideas says that if you have between four and five hours of bright sunlight per day and deep pots with loose, well-draining soil, you can cultivate

carrots indoors. Carrots prefer cooler spots for sweet yields. Plus, carrot greens can make for attractive indoor decorations.

- Microgreens: Swiss chard, basil, dill, kale, and other greens can provide nutrient-dense additions to any meals. These plants do not require a lot of depth to a container and can thrive on a sunny windowsill in a room that's between 60 and 70 F.

- Scallions: These plants of the onion family add flavor to many recipes. When scallions are grown at home, gardeners can snip off the greens as needed. Choose deep pots so the scallions can establish strong root systems.

- Turnips: Large, deep pots are needed to grow turnips, says Loyal Gardener. You can grow them from seeds and be harvesting turnips in about two months.

Homeowners or apartment dwellers can experiment with different types of edibles indoors. The result can be fresh foods no matter the season.

*Build it better with concrete!
Our family's way of life!*



From new home construction to a new patio or driveway we are here for all of your concrete needs. We carry a wide range of colored and decorative concrete products for customizing your every need.

Give us a call today!!



Wieberg



Red-E-Mix, Inc.

Meta Plant
573-229-4886

Vichy Plant
573-299-4222